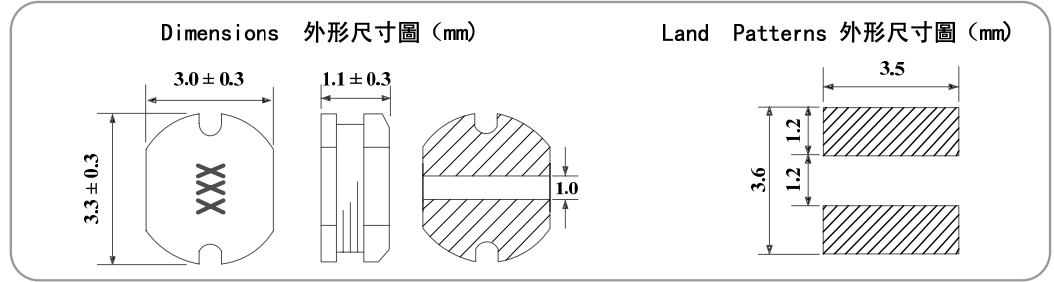

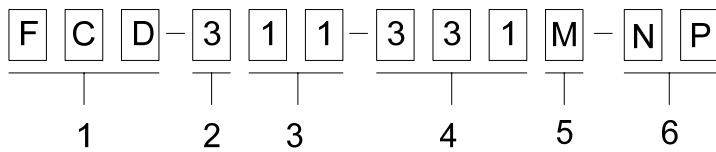


Type: FCD311

PRODUCT IDENTIFICATION/產品標識


1. Product symbol/產品標識 : FCD (Unshielded/無屏蔽)
2. Outside dia /外部尺寸 : mm
3. Body height /產品高度 : mm
4. Inductance /感量 : μH
5. Tolerance /公差 : K 10%, L 15%, M 20%
6. Rohs Compliant(SGS Certified)
本產品滿足環境保護要求(有害物質限用)

FEATURES:

- Quantity/reel:3,500PCS.
- Small product,rotundity 3.0mm type(3.3mm Max).Height 1.1mm TYP
- Carruer taoe oacjubg,use for SMT.
- Suitable for reflow soldering.
- Widely use in DC-DC converter/LCD TV/Notebook/PDA/MP3-MP4 player/Digital camera/Portable CDR-W etc.

特長:

- 數量/卷:3,500PCS.
- 產品小型化,圓形3.0mm(3.3mm Max)高度1.1mm TYP.
- 使用載帶包裝運用于SMT.
- 適用於回流焊SMT工藝.
- 廣泛應用用于升降壓轉換器/液晶顯示器/筆記本電腦/個人掌上記事本/MP3/MP4播放器/數碼相繼/便攜式光碟機.

ELECTRICAL CHARACTERISTICS/電氣特性

Part NO. 品名	Inductance 電感量(μH)	Tolerance 公差(%)	DC Resutance 直流電阻MAX(Ω)	Rated Current 額定電流(A)
FCD311-1R0	1.0	M	0.09	1.50
FCD311-2R2	2.2	M	0.20	1.00
FCD311-3R3	3.3	M	0.22	0.87
FCD311-4R7	4.7	M	0.31	0.65
FCD311-5R6	5.6	M	0.32	0.60
FCD311-6R8	6.8	M	0.33	0.55
FCD311-8R2	8.2	M	0.48	0.52
FCD311-100	10	M	0.52	0.45
FCD311-120	12	M	0.65	0.43
FCD311-150	15	M	0.70	0.42
FCD311-180	18	M	0.80	0.41
FCD311-220	22	M	1.20	0.40
FCD311-270	27	M	1.30	0.32
FCD311-330	33	M	1.43	0.26
FCD311-470	47	M	2.40	0.16
FCD311-560	56	M	3.20	0.15
FCD311-680	68	M	3.70	0.12
FCD311-820	82	M	3.80	0.11
FCD311-101	100	M	4.50	0.10
FCD311-331	330	M	13.62	0.08
FCD311-471	470	M	26.80	0.07

Inductance Range/電感範圍:1.0~470 μH
Temperature Range/使用溫度範圍: -30~100°C

- (1) Inductance is measured with a LCR meter: HP4284A(Agilent)/3532-50(HIOKI) or equivalent.
Test frequency :1.0~8.2 μH at 7.96MHz/1V ;
10~82 μH at 2.52MHz/1V ; 100~470 μH at 1kHz/1V.
 - (2) DC resistance is measured with a Digital Multimeter TH2512B(TongHui) or equalcent.
 - (3) The DC Bias test with TH2817&TH1775(TongHui)
The maximum allowable current is a DC current which causes initial inductance to decrease by 25%, or temperature to rise by 40°C,whichever is smaller.
(At ambient reference temperature:20°C)
- (1) 電感值測試儀:HP4284A(Agilent)/3532-50(HIOKI)或同等LCR Meter.測試頻率1.0~8.2 μH 在 7.96MHz/1V ;
10~82 μH 在 2.52MHz/1V ; 100~470 μH 在 1kHz/1V.
 - (2) 直流電阻測試儀:TH2512B或同等的DCR測試設備.
 - (3) 最大容許電流測試:TH2817&TH1775;最大容許電流定義:
電感下降25%或溫度上升40°C時取其小值作為最大容許電流.(周圍環境溫度25°C)

In addition to the standards versions shown here,custom inductors are also available to meet your exact requirements.
除了這裏顯示的標準品之外,可根據客戶要求進行設計.