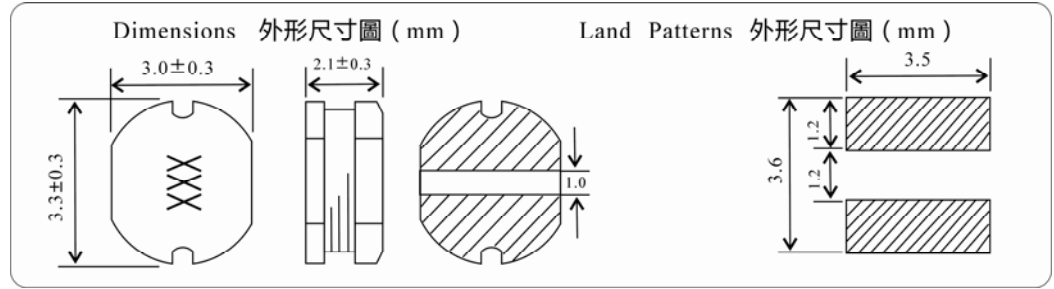

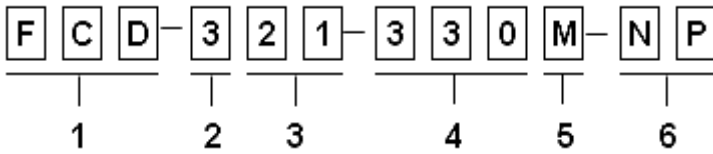


Type: FCD321



PRODUCT IDENTIFICATION/產品標識



1. Product symbol/產品標識 : FCD (Unshielded/無屏蔽)
2. Outside dia /外部尺寸 : mm
3. Body height /產品高度 : mm
4. Inductance /感量 : μH
5. Tolerance /公差 : K 10%, L 15%, M 20%
6. Rohs Compliant(SGS Certified)
本產品滿足環境保護要求(有害物質限用)

FEATURES:

- Quantity/reel:3,000PCS.
- Small product,rotundity 3.0mm type(3.3mm Max).Height 2.1mm TYP
- Carruer taoe oacjubg,use for SMT.
- Suitable for reflow soldering.
- Widely use in DC-DC converter/LCD TV/Notebook/PDA/MP3-MP4 player/Digital camera/Portable CDR-W etc.

特長:

- 數量/卷:3,000PCS.
- 產品小型化,圓形3.0mm(3.3mm Max)高度2.1mm TYP.
- 使用載帶包裝運用于SMT.
- 適用于回流焊SMT工藝.
- 廣泛應用于升降壓轉換器/液晶顯示器/筆記本電腦/個人掌上記事本/MP3/MP4播放器/數碼相繼/便攜式光碟機.

ELECTRICAL CHARACTERISTICS/電氣特性

Part NO. 品名	Inductance 電感量(μH)	Tolerance 公差(%)	DC Resutance 直流電阻MAX(Ω)	Rated Current 額定電流(A)
FCD321-1R0	1.0	M	0.07	2.08
FCD321-1R5	1.5	M	0.09	1.86
FCD321-1R8	1.8	M	0.11	0.80
FCD321-2R2	2.2	M	0.13	1.39
FCD321-2R7	2.7	M	0.14	1.32
FCD321-3R3	3.3	M	0.17	1.25
FCD321-3R9	3.9	M	0.19	1.20
FCD321-4R7	4.7	M	0.21	1.03
FCD321-5R6	5.6	M	0.22	0.91
FCD321-6R8	6.8	M	0.25	0.85
FCD321-8R2	8.2	M	0.28	0.82
FCD321-100	10	M	0.32	0.74
FCD321-120	12	M	0.35	0.64
FCD321-150	15	M	0.40	0.60
FCD321-180	18	M	0.48	0.54
FCD321-200	20	M	0.56	0.52
FCD321-220	22	M	0.58	0.50
FCD321-270	27	M	0.65	0.43
FCD321-330	33	K	0.80	0.40
FCD321-390	39	K	0.90	0.37
FCD321-470	47	K	1.19	0.36
FCD321-560	56	K	1.27	0.31
FCD321-680	68	K	1.73	0.30
FCD321-820	82	K	1.99	0.28
FCD321-101	100	K	2.52	0.25
FCD321-121	120	K	2.90	0.20

Inductance Range/電感範圍:1.0~1500 μH

Temperature Range/使用溫度範圍: -30~100°C

- (1) Inductance is measured with a LCR meter:
HP4284A(Agilent)/3532-50(HIOKI) or equivalent.
Test frequency :1.0~8.2 μH at 7.96MHz/1V ;
10~82 μH at 2.52MHz/1V ; 100~1500 μH at 1kHz/1V.
- (2) DC resistance is measured with a Digital Multimeter
TH2512B(TongHui) or equicalent.
- (3) The DC Bias test with TH2817&TH1775(TongHui)
The maximum allowable current is a DC current
which causes initial inductance to decrease by 25%,
or temperature to rise by 40°C,whichever is smaller.
(At ambient reference temperature:20°C)
- (1) 電感值測試儀:HP4284A(Agilent)/3532-50(HIOKI)或
同等LCR Meter.測試頻率1.0~8.2 μH 在 7.96MHz/1V ;
10~82 μH 在 2.52MHz/1V ; 100~1500 μH 在 1kHz/1V.
- (2) 直流電阻測試儀:TH2512B或同等的DCR測試設備.
- (3) 最大容許電流測試:TH2817&TH1775;最大容許電流定義:
電感下降25%或溫度上升40°C時取其小值作為最大容許
電流.(周圍環境溫度25°C)

Part NO. 品名	Inductance 電感量(μH)	Tolerance 公差(%)	DC Resutance 直流電阻MAX(Ω)	Rated Current 額定電流(A)
FCD321-151	150	K	3.36	0.19
FCD321-181	180	K	3.68	0.17
FCD321-221	220	K	5.30	0.16
FCD321-271	270	K	5.95	0.14
FCD321-331	330	K	9.24	0.13
FCD321-391	390	K	10.14	0.12
FCD321-471	470	K	11.48	0.09
FCD321-561	560	K	19.49	0.08
FCD321-681	680	K	22.00	0.08
FCD321-821	820	K	23.98	0.07
FCD321-102	1000	K	28.80	0.06
FCD321-122	1200	K	30.00	0.06
FCD321-152	1500	K	50.00	0.05

In addition to the standards versions shown here, custom inductors are also available to meet your exact requirements.
除了這裏顯示的標準品之外,可根據客戶要求進行設計.

www.fonrita.com