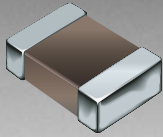


*RoHS COMPLIANT



BOURNS®

Features

- 1008 size
- Magnetic shielding
- High Q characteristics
- High current
- Lead free

Applications

- Prevention of electromagnetic interference to signals on the secondary side of electronic equipment

CF252016 Series - Ferrite Multi-Layer High Current Chip Inductors

Electrical Specifications

Bourns Part No.	Inductance		Q min.	Test Freq. L,Q MHz	SRF MHz min.	DCR		I rms mA max.
	μH	Tol. %				Ω max.		
CF252016-R10K	0.10	±10	30	25.2	680	0.21	570	
CF252016-R12K	0.12	±10	30	25.2	650	0.22	550	
CF252016-R15K	0.15	±10	30	25.2	530	0.25	500	
CF252016-R18K	0.18	±10	30	25.2	520	0.29	460	
CF252016-R22K	0.22	±10	30	25.2	390	0.30	430	
CF252016-R27K	0.27	±10	30	25.2	330	0.33	420	
CF252016-R33K	0.33	±10	30	25.2	310	0.39	400	
CF252016-R39K	0.39	±10	30	25.2	290	0.40	375	
CF252016-R47K	0.47	±10	30	25.2	260	0.44	350	
CF252016-R56K	0.56	±10	30	25.2	230	0.49	330	
CF252016-R68K	0.68	±10	30	25.2	220	0.52	320	
CF252016-R82K	0.82	±10	30	25.2	180	0.61	290	
CF252016-1R0K	1.0	±10	30	7.96	150	0.75	250	
CF252016-1R2K	1.2	±10	30	7.96	140	0.87	240	
CF252016-1R5K	1.5	±10	30	7.96	130	1.00	230	
CF252016-1R8K	1.8	±10	30	7.96	120	1.10	220	
CF252016-2R2K	2.2	±10	30	7.96	105	1.30	210	
CF252016-2R7K	2.7	±10	30	7.96	90	1.40	200	
CF252016-3R3K	3.3	±10	30	7.96	80	1.60	190	
CF252016-3R9K	3.9	±10	30	7.96	75	1.70	185	
CF252016-4R7K	4.7	±10	30	7.96	70	1.90	180	
CF252016-5R6K	5.6	±10	30	7.96	60	2.20	170	
CF252016-6R8K	6.8	±10	30	7.96	55	2.40	165	
CF252016-8R2K	8.2	±10	30	7.96	50	2.60	160	
CF252016-100K	10.0	±10	25	2.52	30	2.20	155	
CF252016-120K	12.0	±10	25	2.52	27	2.50	150	
CF252016-150K	15.0	±10	25	2.52	23	2.80	140	
CF252016-180K	18.0	±10	25	2.52	22	3.20	130	
CF252016-220K	22.0	±10	25	2.52	21	3.60	125	
CF252016-270K	27.0	±10	25	2.52	19	4.30	115	
CF252016-330K	33.0	±10	25	2.52	17	4.70	110	

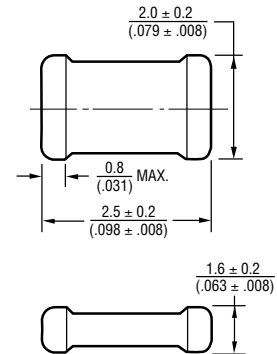
General Specifications

Temperature Rise40 °C max. at rated current
 Operating Temperature-55 °C to +125 °C
 Storage Temperature...-55 °C to +125 °C
 Reflow Soldering ...230 °C, 50 sec. max.
 Resistance to Soldering Heat260 °C, 5 seconds

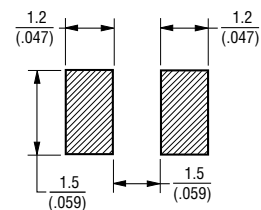
Materials

Base MaterialFerrite
 TerminalPd/Pt/Ag/Ni/Sn
 Packaging.....2,000 pcs. per reel

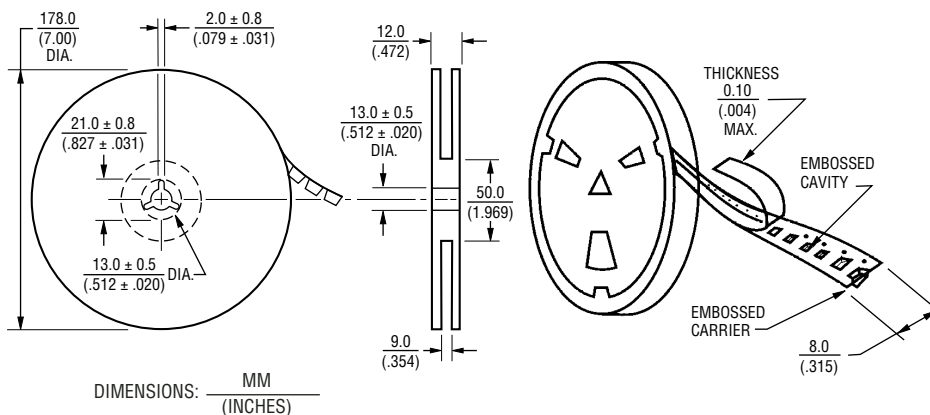
Product Dimensions



Recommended Layout



Packaging Specifications



REV. 05/05

*RoHS Directive 2002/95/EC Jan 27 2003 including Annex
 Specifications are subject to change without notice.
 Customers should verify actual device performance in their specific applications.